

Barbados Junior International Tennis 2011

Date: 26/03/2011

City, Country: Bridgetown, BAR
GROUP 1



BOYS' 14 & Under

HSBC Private Bank

	NAME		NAT	M A T C H E S W O N L O S T P L A Y E D G A M E S	M A T C H E S W O N L O S T P L A Y E D G A M E S	M A T C H E S W O N L O S T P L A Y E D G A M E S	M A T C H E S W O N L O S T P L A Y E D G A M E S	MATCHES WON	MATCHES LOST	MATCHES PLAYED	MATCH co-eff	SETS WON	SETS LOST	SET co-eff	GAMES WON	GAMES LOST	GAME co-eff	FINAL POSITION
1	AKCAYLI	Richard	VIN	HSBC	0 1 1 2 0 4 4 2 4 5	1 0 2 1 0 4 4 1 4 2		1	1	2	0	3	3	0	16	18	-1	2
2	MANNING	Samuel	BAR	HSBC	1 0 2 1 4 0 2 4 5 4	1 0 2 0 4 1 4 0		2	0	2	1	4	1	1.5	19	9	5	1
3	ESTWICK	Matthew	BAR		0 1 1 2 4 0 1 4 2 4	0 1 0 2 1 4 0 4	HSBC	0	2	2	-1	1	4	-1.5	8	16	-4	3
4				HSBC				0	0	2	0	0	0	0	0	0	0	0

GROUP 11

	NAME		NAT	M A T C H E S W O N L O S T P L A Y E D G A M E S	M A T C H E S W O N L O S T P L A Y E D G A M E S	M A T C H E S W O N L O S T P L A Y E D G A M E S	M A T C H E S W O N L O S T P L A Y E D G A M E S	MATCHES WON	MATCHES LOST	MATCHES PLAYED	MATCH co-eff	SETS WON	SETS LOST	SET co-eff	GAMES WON	GAMES LOST	GAME co-eff	FINAL POSITION
1	SYMMONDS	Andrew	BAR	HSBC	0 1 1 2 3 5 4 2 2 4	1 0 2 0 4 1 4 0	0 1 1 2 4 1 3 5 2 4	1	2	3	-0.3	4	4	0	26	22	1.33	3
2	REDHEAD	Yohann	GRN	HSBC	1 0 2 1 5 3 2 4 4 2	1 0 2 0 4 1 4 0	0 1 1 2 4 0 3 5 2 4	2	1	3	0.33	5	3	0.67	28	19	3	2
3	LAWRENCE	Xavier	BAR		0 1 0 2 1 4 0 4	0 1 0 2 1 4 0 4	HSBC	0	3	3	-1	1	6	-1.7	9	24	-5	4
4	ROBINSON	Gianluc	TRI		1 0 2 1 1 4 5 3 4 2	1 0 2 1 0 4 5 3 4 2	1 0 2 1 4 1 0 4 4 2	3	0	3	1	6	3	1	27	25	0.67	1

GROUP 111

	NAME		NAT	M A T C H E S W O N L O S T P L A Y E D G A M E S	M A T C H E S W O N L O S T P L A Y E D G A M E S	M A T C H E S W O N L O S T P L A Y E D G A M E S	M A T C H E S W O N L O S T P L A Y E D G A M E S	MATCHES WON	MATCHES LOST	MATCHES PLAYED	MATCH co-eff	SETS WON	SETS LOST	SET co-eff	GAMES WON	GAMES LOST	GAME co-eff	FINAL POSITION
1	HUTCHINSON	Gavin	BAR	HSBC	1 0 2 0 5 4 4 0	1 0 2 0 4 0 4 0	1 0 2 0 4 0 4 0	3	0	3	1	6	0	2	25	4	7	1
2	THOMAS	Ajani	LCA		0 1 0 2 4 5 0 4	HSBC	1 0 2 0 4 0 4 1	2	1	3	0.33	4	2	0.67	20	10	3.33	2
3	ALEXANDER	Mickel	GRN		0 1 0 2 0 4 0 4	0 1 0 2 0 4 1 4	HSBC	1	2	3	-0.3	2	4	-0.7	9	18	-3	3
4	HAYNES	Chadd	BAR		0 1 0 2 0 4 0 4	0 1 0 2 0 4 0 4	0 1 0 2 1 4 1 4	0	3	3	-1	0	6	-2	2	24	-7.3	4

GROUP IV

	NAME		NAT	M A T C H E S W O N L O S T P L A Y E D G A M E S	M A T C H E S W O N L O S T P L A Y E D G A M E S	M A T C H E S W O N L O S T P L A Y E D G A M E S	M A T C H E S W O N L O S T P L A Y E D G A M E S	MATCHES WON	MATCHES LOST	MATCHES PLAYED	MATCH co-eff	SETS WON	SETS LOST	SET co-eff	GAMES WON	GAMES LOST	GAME co-eff	FINAL POSITION
1	LOUISY	Tjimon	LCA	HSBC	1 0 2 1 5 3 3 5 4 2	1 0 2 0 4 0 4 0	1 0 2 1 3 5 4 2 5 4	3	0	3	1	6	2	1.33	32	21	3.67	1
2	WORME	Joshua	BAR		0 1 1 2 3 5 5 3 2 4	HSBC	1 0 2 0 4 0 4 0	2	1	3	0.33	5	3	0.67	27	18	3	2
3	CUTTING-CRAIGWELL	Colby	BAR		0 1 0 2 0 4 0 4	0 1 0 2 0 4 0 4	HSBC	0	3	3	-1	0	6	-2	0	24	-8	4
4	AMBROSE	Jevannie	ANT		0 1 1 2 5 3 2 4 4 5	0 1 1 2 2 4 4 1 0 4	1 0 2 0 4 0 4 0	1	2	3	-0.3	4	4	0	25	21	1.33	3

Barbados Junior International Tennis 2011

Date: 26/03/2011

City, Country: Bridgetown, BAR



BOYS' 14 & Under

HSBC Private Bank

GROUP V

	NAME		NAT	M W L T S GAMES	M W L T S GAMES	M W L T S GAMES	M W L T S GAMES	MATCHES WON	MATCHES LOST	MATCHES PLAYED	MATCH co-eff	SETS WON	SETS LOST	SET co-eff	GAMES WON	GAMES LOST	GAME co-eff	FINAL POSITION
1	WELCH	Steven	LCA	HSBC	0 1 0 2 1 4 0 4	1 0 2 0 4 0 4 1	0 1 0 2 1 4 2 4	1	2	3	-0.3	2	4	-0.7	12	17	-1.7	3
2	KING	Ajani	BAR	1 0 2 0 4 1 4 0	HSBC	1 0 2 0 4 0 4 0	0 1 1 2 4 2 2 4 2 4	2	1	3	0.33	5	2	1	24	11	4.33	2
3	CHARLES	Nicholas	BAR	0 1 0 2 0 4 1 4	0 1 0 2 0 4 0 4	HSBC	0 1 0 2 0 4 0 4	0	3	3	-1	0	6	-2	1	24	-7.7	4
4	MOHAMMED	Nabeel	TRI	1 0 2 0 4 1 4 2	1 0 2 1 2 4 4 2 4 2	1 0 2 0 4 0 4 0	HSBC	3	0	3	1	6	1	1.67	26	11	5	1

GROUP VI

	NAME		NAT	M W L T S GAMES	M W L T S GAMES	M W L T S GAMES	M W L T S GAMES	MATCHES WON	MATCHES LOST	MATCHES PLAYED	MATCH co-eff	SETS WON	SETS LOST	SET co-eff	GAMES WON	GAMES LOST	GAME co-eff	FINAL POSITION
1	AMMON	Ethan	TRI	HSBC	1 0 2 0 4 0 4 0	1 0 2 0 4 2 4 0	1 0 2 0 4 0 4 1	3	0	3	1	6	0	2	24	3	7	1
2	MUSTOR	Shane	BAR	0 1 0 2 0 4 0 4	HSBC	1 0 2 0 4 1 4 1	1 0 2 0 5 3 4 0	2	1	3	0.33	4	2	0.67	17	13	1.33	2
3	POLANEN	Yannick	BAR	0 1 0 2 2 4 0 4	0 1 0 2 1 4 1 4	HSBC	0 1 1 2 4 2 2 4 3 5	0	3	3	-1	1	6	-1.7	13	27	-4.7	4
4	WILLIAMS	Brian	GRN	0 1 0 2 0 4 1 4	0 1 0 2 3 5 0 4	1 0 2 1 2 4 4 2 5 3	HSBC	1	2	3	-0.3	2	5	-1	15	26	-3.7	3

GROUP VII

	NAME		NAT	M W L T S GAMES	M W L T S GAMES	M W L T S GAMES	M W L T S GAMES	MATCHES WON	MATCHES LOST	MATCHES PLAYED	MATCH co-eff	SETS WON	SETS LOST	SET co-eff	GAMES WON	GAMES LOST	GAME co-eff	FINAL POSITION
1	SPENCER	Jared	BAR	HSBC	0 1 0 2 2 4 1 4	1 0 2 0 4 1 4 1	1 0 2 0 4 0 4 0	2	1	3	0.33	4	2	0.67	19	10	3	2
2	LEWIS	Taqel	LCA	1 0 2 0 4 2 4 1	HSBC	1 0 2 0 4 0 4 0	1 0 2 0 5 3 4 1	3	0	3	1	6	0	2	25	7	6	1
3	WILTSHIRE	Asher	BAR	0 1 0 2 1 4 1 4	0 1 0 2 0 4 0 4	HSBC	0 1 0 2 0 4 0 4	0	3	3	-1	0	6	-2	2	24	-7.3	4
4	BOWEN	Brad	GRN	0 1 0 2 0 4 0 4	0 1 0 2 3 5 1 4	1 0 2 0 4 0 4 0	HSBC	1	2	3	-0.3	2	4	-0.7	12	17	-1.7	3

GROUP VIII

	NAME		NAT	M W L T S GAMES	M W L T S GAMES	M W L T S GAMES	M W L T S GAMES	MATCHES WON	MATCHES LOST	MATCHES PLAYED	MATCH co-eff	SETS WON	SETS LOST	SET co-eff	GAMES WON	GAMES LOST	GAME co-eff	FINAL POSITION
1	SOO PING CHOW	Aaron	TRI	HSBC	0 1 0 2 1 4 2 4	1 0 2 0 4 0 4 0	1 0 2 0 4 0 4 0	2	1	3	0.33	4	2	0.67	19	8	3.67	1
2	STEVENSON	James	LCA	1 0 2 0 4 1 4 2	HSBC	1 0 2 0 4 0 4 1	0 1 0 2 2 4 2 4	2	1	3	0.33	4	2	0.67	20	12	2.67	2
3	GILL	Andrew	BAR	0 1 0 2 0 4 0 4	0 1 0 2 0 4 1 4	HSBC	0 1 0 2 1 4 0 4	0	3	3	-1	0	6	-2	2	24	-7.3	4
4	TAYLOR	Gabriel	BAR	0 1 0 2 0 4 0 4	1 0 2 0 4 2 4 2	1 0 2 0 4 1 4 0	HSBC	2	1	3	0.33	4	2	0.67	16	13	1	3

Barbados Junior International Tennis 2011

Date: 26/03/2011

City, Country: Bridgetown, BAR



BOYS' 14 & Under

HSBC Private Bank

FINAL POSITION

	NAME	NAT	HSBC	HSBC	HSBC	HSBC	MATCHES WON	MATCHES LOST	MATCHES PLAYED	MATCH co-eff	SETS WON	SETS LOST	SET co-eff	GAMES WON	GAMES LOST	GAME co-eff	FINAL POSITION	STATUS	
1	HUTCHINSON	Gavin	BAR	HSBC	1 0 2 0 5 4 4 0	1 0 2 0 4 0 4 0	1 0 2 0 4 0 4 0	3	0	3	1	6	0	2	25	4	7	1	MAIN DRAW
2	AMMON	Ethan	TRI	HSBC	1 0 2 0 4 0 4 0	1 0 2 0 4 2 4 0	1 0 2 0 4 0 4 1	3	0	3	1	6	0	2	24	3	7	1	
3	LEWIS	Taqel	LCA	1 0 2 0 4 2 4 1	HSBC	1 0 2 0 4 0 4 0	1 0 2 0 5 3 4 1	3	0	3	1	6	0	2	25	7	6	3	
4	MOHAMMED	Nabeel	TRI	1 0 2 0 4 1 4 2	1 0 2 1 2 4 4 2 4 2	1 0 2 0 4 0 4 0	HSBC	3	0	3	1	6	1	1.67	26	11	5	4	
5	MANNING	Samuel	BAR	1 0 2 1 4 0 2 4 5 4	HSBC	1 0 2 0 4 1 4 0		2	0	2	1	4	1	1.5	19	9	5	5	
6	LOUISY	Tjimon	LCA	HSBC	1 0 2 1 5 3 3 5 4 2	1 0 2 0 4 0 4 0	1 0 2 1 3 5 4 2 5 4	3	0	3	1	6	2	1.33	32	21	3.67	6	
7	ROBINSON	Gianluc	TRI	1 0 2 1 1 4 5 3 4 2	1 0 2 1 0 4 5 3 4 2	1 0 2 1 4 1 0 4 4 2	HSBC	3	0	3	1	6	3	1	27	25	0.67	7	
8	KING	Ajani	BAR	1 0 2 0 4 1 4 0	HSBC	1 0 2 0 4 0 4 0	0 1 1 2 4 2 2 4 2 4	2	1	3	0.33	5	2	1	24	11	4.33	8	
9	SOO PING CHOW	Aaron	TRI	HSBC	0 1 0 2 1 4 2 4	1 0 2 0 4 0 4 0	1 0 2 0 4 0 4 0	2	1	3	0.33	4	2	0.67	19	8	3.67	9	
10	THOMAS	Ajani	LCA	0 1 0 2 4 5 0 4	HSBC	1 0 2 0 4 0 4 1	1 0 2 0 4 0 4 0	2	1	3	0.33	4	2	0.67	20	10	3.33	10	
11	REDHEAD	Yohann	GRN	1 0 2 1 5 3 2 4 4 2	HSBC	1 0 2 0 4 1 4 0	0 1 1 2 4 0 3 5 2 4	2	1	3	0.33	5	3	0.67	28	19	3	11	
12	WORME	Joshua	BAR	0 1 1 2 3 5 5 3 2 4	HSBC	1 0 2 0 4 0 4 0	1 0 2 1 4 2 1 4 4 0	2	1	3	0.33	5	3	0.67	27	18	3	11	
13	SPENCER	Jared	BAR	HSBC	0 1 0 2 2 4 1 4	1 0 2 0 4 1 4 1	1 0 2 0 4 0 4 0	2	1	3	0.33	4	2	0.67	19	10	3	11	
14	STEVENSON	James	LCA	1 0 2 0 4 1 4 2	HSBC	1 0 2 0 4 0 4 1	0 1 0 2 2 4 2 4	2	1	3	0.33	4	2	0.67	20	12	2.67	14	
15	MUSTOR	Shane	BAR	0 1 0 2 0 4 0 4	HSBC	1 0 2 0 4 1 4 1	1 0 2 0 5 3 4 0	2	1	3	0.33	4	2	0.67	17	13	1.33	15	
16	AKCAYLI	Richard	VIN	HSBC	0 1 1 2 0 4 4 2 4 5	1 0 2 1 0 4 4 1 4 2		1	1	2	0	3	3	0	16	18	-1	16	
17	TAYLOR	Gabriel	BAR	0 1 0 2 0 4 0 4	1 0 2 0 4 2 4 2	1 0 2 0 4 1 4 0	HSBC	2	1	3	0.33	4	2	0.67	16	13	1	17	
18	SYMMONDS	Andrew	BAR	HSBC	0 1 1 2 3 5 4 2 2 4	1 0 2 0 4 1 4 0	0 1 1 2 4 1 3 5 2 4	1	2	3	-0.3	4	4	0	26	22	1.33	18	
19	AMBROSE	Jevannie	ANT	0 1 1 2 5 3 2 4 4 5	0 1 1 2 2 4 4 1 0 4	1 0 2 0 4 0 4 0		1	2	3	-0.3	4	4	0	25	21	1.33	18	
20	WELCH	Steven	LCA	HSBC	0 1 0 2 1 4 0 4	1 0 2 0 4 0 4 1	0 1 0 2 1 4 2 4	1	2	3	-0.3	2	4	-0.7	12	17	-1.7	20	
21	BOWEN	Brad	GRN	0 1 0 2 0 4 0 4	0 1 0 2 3 5 1 4	1 0 2 0 4 0 4 0	HSBC	1	2	3	-0.3	2	4	-0.7	12	17	-1.7	20	
22	ALEXANDER	Mickel	GRN	0 1 0 2 0 4 0 4	0 1 0 2 0 4 1 4	HSBC	1 0 2 0 4 1 4 1	1	2	3	-0.3	2	4	-0.7	9	18	-3	22	
23	WILLIAMS	Brian	GRN	0 1 0 2 0 4 1 4	0 1 0 2 3 5 0 4	1 0 2 1 2 4 4 2 5 3	HSBC	1	2	3	-0.3	2	5	-1	15	26	-3.7	23	
24	ESTWICK	Matthew	BAR	0 1 1 2 4 0 1 4 2 4	0 1 0 2 1 4 0 4	HSBC		0	2	2	-1	1	4	-1.5	8	16	-4	24	
25	POLANEN	Yannick	BAR	0 1 0 2 2 4 0 4	0 1 0 2 1 4 1 4		0 1 1 2 4 2 2 4 3 5	0	3	3	-1	1	6	-1.7	13	27	-4.7	25	
26	LAWRENCE	Xavier	BAR	0 1 0 2 1 4 0 4	0 1 0 2 1 4 0 4	HSBC	0 1 1 2 1 4 4 0 2 4	0	3	3	-1	1	6	-1.7	9	24	-5	26	
27	HAYNES	Chadd	BAR	0 1 0 2 0 4 0 4	0 1 0 2 0 4 0 4	0 1 0 2 1 4 1 4	HSBC	0	3	3	-1	0	6	-2	2	24	-7.3	27	
28	WILTSHIRE	Asher	BAR	0 1 0 2 1 4 1 4	0 1 0 2 0 4 0 4		0 1 0 2 0 4 0 4	0	3	3	-1	0	6	-2	2	24	-7.3	27	
29	GILL	Andrew	BAR	0 1 0 2 0 4 0 4	0 1 0 2 0 4 1 4	HSBC	0 1 0 2 1 4 0 4	0	3	3	-1	0	6	-2	2	24	-7.3	27	
30	CHARLES	Nicholas	BAR	0 1 0 2 0 4 1 4	0 1 0 2 0 4 0 4	HSBC	0 1 0 2 0 4 0 4	0	3	3	-1	0	6	-2	1	24	-7.7	30	
31	CUTTING-CRAIGWELL	Colby	BAR	0 1 0 2 0 4 0 4	0 1 0 2 0 4 0 4		0 1 0 2 0 4 0 4	0	3	3	-1	0	6	-2	0	24	-8	31	

CONSOLATION

Barbados Junior International Tennis 2011

HSBC Private Bank

Date: 26/03/2011

City, Country: Bridgetown, BAR



GIRLS' 14 & Under

GROUP 1

	NAME		NAT	W L T C L S T N	W L T C L S T N	W L T C L S T N	W L T C L S T N	MATCHES WON	MATCHES LOST	MATCHES PLAYED	MATCH co-eff	SETS WON	SETS LOST	SET co-eff	GAMES WON	GAMES LOST	GAME co-eff	FINAL POSITION
1	RAYMOND	D'Jeri	ANT	HSBC	1 0 2 1 3 5 5 4 4 1	1 0 2 0 4 2 4 0		2	0	2	1	4	1	1.5	20	12	4	1
2	GRIFFITH	Symphony	BAR	0 1 1 2 5 3 4 5 1 4	HSBC	0 1 1 2 1 4 5 4 3 5		0	2	2	-1	2	4	-1	19	25	-3	3
3	BLACKWOOD	Ilana	BAR	0 1 0 2 2 4 0 4	1 0 2 1 4 1 4 5 5 3	HSBC		1	1	2	0	2	3	-0.5	15	17	-1	2
4								0	0	2	0	0	0	0	0	0	0	

GROUP 11

	NAME		NAT	W L T C L S T N	W L T C L S T N	W L T C L S T N	W L T C L S T N	MATCHES WON	MATCHES LOST	MATCHES PLAYED	MATCH co-eff	SETS WON	SETS LOST	SET co-eff	GAMES WON	GAMES LOST	GAME co-eff	FINAL POSITION
1	HALL	Joelle	BAR	HSBC	1 0 2 0 4 0 4 0	1 0 2 0 4 0 4 1		2	0	2	1	4	0	2	16	1	7.5	1
2	ALLEN	Verity	BAR	0 1 0 2 0 4 0 4	HSBC	0 1 0 2 0 4 0 4		0	2	2	-1	0	4	-2	0	16	-8	3
3	PETERS	Noah	ANT	0 1 0 2 0 4 1 4	1 0 2 0 4 0 4 0	HSBC		1	1	2	0	2	2	0	9	8	0.5	2
4								0	0	2	0	0	0	0	0	0	0	

GROUP 111

	NAME		NAT	W L T C L S T N	W L T C L S T N	W L T C L S T N	W L T C L S T N	MATCHES WON	MATCHES LOST	MATCHES PLAYED	MATCH co-eff	SETS WON	SETS LOST	SET co-eff	GAMES WON	GAMES LOST	GAME co-eff	FINAL POSITION
1	ALLEN	Amelia	BAR	HSBC	1 0 2 0 4 2 4 1	0 1 0 2 0 4 0 4	1 0 2 0 4 1 4 0	2	1	3	0.33	4	2	0.67	16	12	1.33	2
2	ELLIS-AGARD	Akayla	BAR	0 1 0 2 2 4 1 4	HSBC	0 1 0 2 0 4 0 4	1 0 2 0 5 3 4 1	1	2	3	-0.3	2	4	-0.7	12	20	-2.7	3
3	CORNELIUS	Ceijenia	USA	1 0 2 0 4 0 4 0	1 0 2 0 4 0 4 0	HSBC	1 0 2 0 4 0 4 0	3	0	3	1	6	0	2	24	0	8	1
4	GUPTA	Surabhi	LCA	0 1 0 2 1 4 0 4	0 1 0 2 3 5 1 4	0 1 0 2 0 4 0 4	HSBC	0	3	3	-1	0	6	-2	5	25	-6.7	4

GROUP IV

	NAME		NAT	W L T C L S T N	W L T C L S T N	W L T C L S T N	W L T C L S T N	MATCHES WON	MATCHES LOST	MATCHES PLAYED	MATCH co-eff	SETS WON	SETS LOST	SET co-eff	GAMES WON	GAMES LOST	GAME co-eff	FINAL POSITION
1	FROST	Kayla	BAR	HSBC	1 0 2 0 4 1 4 1	1 0 2 0 4 1 5 3	0 1 0 2 0 4 0 4	2	1	3	0.33	4	2	0.67	17	14	1	2
2	LEWIS	Jaimie	BAR	0 1 0 2 1 4 1 4	HSBC	1 0 2 1 4 5 4 2 5 3	0 1 0 2 0 4 1 4	1	2	3	-0.3	2	5	-1	16	26	-3.3	3
3	JAMMULA	Ankitha	ANT	0 1 0 2 1 4 3 5	0 1 1 2 5 4 2 4 3 5	HSBC	0 1 0 2 0 4 0 4	0	3	3	-1	1	6	-1.7	14	30	-5.3	4
4	FISCH	Julia	USA	1 0 2 0 4 0 4 0	1 0 2 0 4 0 4 1	1 0 2 0 4 0 4 0	HSBC	3	0	3	1	6	0	2	24	1	7.67	1

Barbados Junior International Tennis 2011

HSBC Private Bank 














Date: 26/03/2011

City, Country: Bridgetown, BAR



GIRLS' 14 & Under

FINAL POSITION

	NAME		NAT	W L T S GAMES	W L T S GAMES	W L T S GAMES	W L T S GAMES	MATCHES WON	MATCHES LOST	MATCHES PLAYED	MATCH co-eff	SETS WON	SETS LOST	SET co-eff	GAMES WON	GAMES LOST	GAME co-eff	FINAL POSITION	FINAL POSITION	
1	CORNELIUS	Ceijenja	USA	1 0 2 0 4 0 4 0	1 0 2 0 4 0 4 0	HSBC 	1 0 2 0 4 0 4 0	3	0	3	1	6	0	2	24	0	8	1	M A I N D R A W	
2	FISCH	Julia	USA	1 0 2 0 4 0 4 0	1 0 2 0 4 0 4 1	HSBC 	1 0 2 0 4 0 4 0	3	0	3	1	6	0	2	24	1	7.67	2		
3	HALL	Joelle	BAR	HSBC 	1 0 2 0 4 0 4 0		1 0 2 0 4 0 4 1	2	0	2	1	4	0	2	16	1	7.5	3		
4	RAYMOND	D'Jeri	ANT	HSBC 	1 0 2 1 3 5 5 4 4 1		1 0 2 0 4 2 4 0	2	0	2	1	4	1	1.5	20	12	4	4		
5	ALLEN	Amelia	BAR	HSBC 	1 0 2 0 4 2 4 1		0 1 0 2 0 4 0 4	2	1	3	0.33	4	2	0.67	16	12	1.33	5		
6	FROST	Kayla	BAR	HSBC 	1 0 2 0 4 1 4 1		1 0 2 0 4 1 5 3	2	1	3	0.33	4	2	0.67	17	14	1	6		
7	PETERS	Noah	ANT	0 1 0 2 0 4 1 4	1 0 2 0 4 0 4 0	HSBC 		1	1	2	0	2	2	0	9	8	0.5	7		
8	BLACKWOOD	Ilana	BAR	0 1 0 2 2 4 0 4	1 0 2 1 4 1 4 5 5 3	HSBC 		1	1	2	0	2	3	-0.5	15	17	-1	8		
9	ELLIS-AGARD	Akayla	BAR	0 1 0 2 2 4 1 4	HSBC 		0 1 0 2 0 4 0 4	1	2	3	-0.3	2	4	-0.7	12	20	-2.7	9	C O N S O L A T I O N	
10	LEWIS	Jaimie	BAR	0 1 0 2 1 4 1 4	HSBC 		1 0 2 1 4 5 4 2 5 3	0	1	2	0	1	0	2	0	1	4	1		14
11	GRIFFITH	Symphony	BAR	0 1 1 2 5 3 4 5 1 4	HSBC 		0 1 1 2 1 4 5 4 3 5	0	2	2	-1	2	4	-1	19	25	-3	11		
12	JAMMULA	Ankitha	ANT	0 1 0 2 1 4 3 5	0 1 1 2 5 4 2 4 3 5	HSBC 		0	3	3	-1	1	6	-1.7	14	30	-5.3	12		
13	GUPTA	Surabhi	LCA	0 1 0 2 1 4 0 4	0 1 0 2 3 5 1 4		0 1 0 2 0 4 0 4	0	3	3	-1	0	6	-2	5	25	-6.7	13		
14	ALLEN	Verity	BAR	0 1 0 2 0 4 0 4	HSBC 		0 1 0 2 0 4 0 4	0	2	2	-1	0	4	-2	0	16	-8	14		

BAR Junior Int'l Tennis 2011

HSBC Private Bank 

COTECC Junior Circuit

BOYS 14 MAIN DRAW SINGLES

Week of	City, Country	Grade	COTECC Supervisor	ITF Referee					
26/03/2011	Bridgetown, BAR		Colleen De Gannes	Anthony Jameson					
St.	Rank	Seed	Family Name	First name	Nationality	2nd Round	Semifinals	Final	Winner
1		1	HUTCHINSON	Gavin	BAR				
2			AKCAYLI	Richard	VIN	HUTCHINSON 63 61			
3			THOMAS	Ajani	LCA		HUTCHINSON 61 60		
4			SOO PING CHOW	Aaron	TRI	SOO PING CHOW 60 61			
5		4	MOHAMMED	Nabeel	TRI			MOHAMMED 61 75	
6			KING	Ajani	BAR	MOHAMMED 64 62			
7			LOUISY	Tjimon	LCA		MOHAMMED 62 62		
8			REDHEAD	Yohann	GRN	REDHEAD 62 64			
9			MANNING	Samuel	BAR				AMMON 64 67(2) 63
10			ROBINSON	Gianluc	TRI	ROBINSON 61 60			
11			SPENCER	Jared	BAR		ROBINSON 61 63		
12		3	LEWIS	Tagel	LCA	LEWIS 57 64 75			
13			STEVENSON	James	LCA			AMMON 62 62	
14			MUSTOR	Shane	BAR	STEVENSON 62 62			
15			WORME	Joshua	BAR		AMMON 61 62		
16		2	AMMON	Ethan	TRI	AMMON 62 61			



Acc. Ranking	#	Seeded players	#	Lucky Losers	Replacing	Draw date/time:	27/03/11 : 9:15pm
Rkg Date	1	HUTCHINSON	1			Last Accepted player	
Top DA	2	AMMON	2				
Last DA	3	LEWIS	3			Player representatives	
	4	MOHAMMED	4				
Seed ranking	5		5				
Rkg Date	6		6			ITF Referee's signature	
Top seed	7		7				
Last seed	8		8			Anthony Jameson	

BAR Junior Int'l Tennis 2011

HSBC Private Bank 

COTECC Junior Circuit

GIRLS 14 SINGLES MAIN DRAW

Week of	City, Country	Grade	COTECC Supervisor	ITF Referee
26/03/2011	Bridgetown, BAR		Colleen De Gannes	Anthony Jameson

St.	Rank	Seed	Family Name	First name	Nationality	Semifinals	Final	Winner
1		1	CORNELIUS	Ceijenia	USA			
2			FROST	Kayla	BAR	CORNELIUS 63 61		
3			PETERS	Noah	ANT		CORNELIUS 60 60	
4			HALL	Joelle	BAR	HALL 61 62		
5			RAYMOND	D'Jeri	ANT			CORNELIUS 36 63 63
6			ALLEN	Amelia	BAR	RAYMOND 63 62		
7			BLACKWOOD	Ilana	BAR		FISCH 75 61	
8		2	FISCH	Julia	USA	FISCH 61 60		



Acc. Ranking	#	Seeded players	#	Lucky Losers	Replacing	Draw date/time:	27/03/11 : 9:25pm
Rkg Date	1	CORNELIUS	1			Last Accepted player	
Top DA	2	FISCH	2				
Last DA	3		3			Player representatives	
	4		4				
Seed ranking			5			ITF Referee's signature	
Rkg Date			6				
Top seed			7				
Last seed			8			Anthony Jameson	

BAR Junior Int'l Tennis 2011

COTECC Junior Circuit

BOYS 14 CONSOLATION SINGLES



Week of 26/03/2011	City, Country Bridgetown, BAR	Grade	COTECC Supervisor Colleen De Gannes	ITF Referee Anthony Jameson
------------------------------	---	-------	---	---------------------------------------

St.	Rank	Seed	Family Name	First name	Nationality	2nd Round	Semifinals	Final	Winner
1		1	TAYLOR	Gabriel	BAR				
2			BYE				TAYLOR		
3			BOWEN	Brad	GRN		TAYLOR 42 54(1)		
4			LAWRENCE	Xavier	BAR	LAWRENCE 42 45(5) 41			
5		3	AMBROSE	Jevannie	ANT			AMBROSE 41 04 42	
6			CHARLES	Nicholas	BAR	AMBROSE 41 41			
7			ESTWICK	Matthew	BAR		AMBROSE 40 41		
8			GILL	Andrew	BAR	ESTWICK 40 45(5) 53			
9			ALEXANDER	Mickel	GRN				AMBROSE 54(1) 41
10			WILTSHIRE	Asher	BAR	ALEXANDER 42 41			
11			POLANEN	Yannick	BAR		POLANEN 40 53		
12		4	WELCH	Steven	LCA	POLANEN 24 41 42			
13			HAYNES	Chadd	BAR			POLANEN 40 41	
14			CUTTING-CRAIGWELL	Colby	BAR	CUTTING-CRAIGWELL W/O			
15			WILLIAMS	Brian	GRN		WILLIAMS 24 54(3) 41		
16		2	SYMMONDS	Andrew	BAR	WILLIAMS W/O			

HSBC Private Bank

Acc. Ranking	#	Seeded players	#	Alternates	Replacing	Draw date/time:	27/03/11 : 9:35pm
Rkg Date	1	TAYLOR	1			Last Accepted player	
Top DA	2	SYMMONDS	2				
Last DA	3	AMBROSE	3			Player representatives	
	4	WELCH	4				
Seed ranking	5		5				
Rkg Date	6		6			ITF Referee's signature	
Top seed	7		7				
Last seed	8		8			Anthony Jameson	

BAR Junior Int'l Tennis 2011

HSBC Private Bank 

COTECC Junior Circuit

GIRLS 14 CONSOLATION SINGLES

Week of	City, Country	Grade	COTECC Supervisor	ITF Referee
26/03/2011	Bridgetown, BAR		Colleen De Gannes	Anthony Jameson

St.	Rank	Seed	Family Name	First name	Nationality	Semifinals	Final	Winner
1		1	ELLIS-AGARD	Akayla	BAR			
2			BYE			ELLIS-AGARD		
3			ALLEN	Verity	BAR		ELLIS-AGARD	
4			JAMMULA	Ankitha	ANT	JAMMULA	40 35 40	
5			GRIFFITH	Symphony	BAR			LEWIS
6			BYE			GRIFFITH	54(4) 14 42	
7			BYE				LEWIS	
8		2	LEWIS	Jaimie	BAR	LEWIS	35 54(5) 42	

Acc. Ranking	#	Seeded players	# Alternates	Replacing	Draw date/time:
Rkg Date	1	ELLIS-AGARD	1		27/03/1 : 9:45pm
Top DA	2	LEWIS	2		Last Accepted player
Last DA	3		3		Player representatives
Seed ranking	4		4		
Rkg Date	5		5		ITF Referee's signature
Top seed	6		6		
Last seed	7		7		Anthony Jameson
	8		8		

BAR Junior Int'l Tennis 2011

COTECC Junior Circuit

BOYS 14 DOUBLES



Week of	City, Country	Grade	COTECC Supervisor	ITF Referee
26/03/2011	Bridgetown, BAR		Colleen De Gannes	Anthony Jameson

St.	Rank	Seed	Family Name	First name	Nationality	2nd Round	Semifinals	Final	Winners
1		1	AMMON	Ethan	TRI				
			SOO PING CHOW	Aaron	TRI				
2			BYE						
			BYE						
3			KING	Ajani	BAR				
			SPENCER	Jared	BAR				
4			SYMMONDS	Andrew	BAR				
			WILLIAMS	Brian	GRN				
5		3	LOUISY	Tjimon	LCA				
			THOMAS	Ajani	LCA				
6			CUTTING-CRAIG	Colby	BAR				
			LAWRENCE	Xavier	BAR				
7			ALEXANDER	Mickel	GRN				
			BOWEN	Bradd	GRN				
8			AMBROSE	Jevannie	ANT				
			HUTCHINSON	Gavin	BAR				
9			POLANEN	Yannick	BAR				
			WORME	Joshua	BAR				
10			MANNING	Samuel	BAR				
			WELCH	Steven	LCA				
11			AKCAYLI	Richard	VIN				
			TAYLOR	Gabriel	BAR				
12		4	LEWIS	Taqel	LCA				
			STEVENSON	James	LCA				
13			ESTWICK	Matthew	BAR				
			MUSTOR	Shane	BAR				
14			GILL	Andrew	BAR				
			REDHEAD	Yohann	GRN				
15			BYE						
			BYE						
16		2	MOHAMMED	Nabeel	TRI				
			ROBINSON	Gianluc	TRI				

HSBC Private Bank

AMMON
SOO PING CHOW
61 62

LOUISY
THOMAS
61 62

AMBROSE
HUTCHINSON
62 62

MOHAMMED
ROBINSON
62 63

POLANEN
WORME
63 64

LEWIS
STEVENSON
63 26 [11 - 9]

LEWIS
STEVENSON
62 63

MOHAMMED
ROBINSON
61 61

GILL
REDHEAD
76(2) 75

MOHAMMED
ROBINSON
60 62

MOHAMMED
ROBINSON

Acc. Ranking	#	Seeded teams	#	Alternates	Replacing	Draw date/time:	27/03/11 : 10:10pm
Rkg Date	1	AMMON	1			Last Accepted team	
Top DA		SOO PING CHOW					
Last DA	2	MOHAMMED ROBINSON	2			Player representatives	
Seed ranking	3	LOUISY THOMAS	3				
Rkg Date	4	LEWIS STEVENSON	4			ITF Referee's signature	
Top seed						Anthony Jameson	
Last seed							

BAR Junior Int'l Tennis 2011

COTECC Junior Circuit

GIRLS 14 DOUBLES



Week of 26/03/2011	City, Country Bridgetown, BAR	Grade	COTECC Supervisor Colleen De gannes	ITF Referee Anthony Jameson
-----------------------	----------------------------------	-------	--	--------------------------------

St.	Rank	Seed	Family Name	First name	Nationality	Semifinals	Final	Winners
1		1	CORNELIUS RAYMOND	Ceijenia D'Jeri	USA ANT	CORNELIUS RAYMOND		
2			BYE BYE					
3			ALLEN BLACKWOOD	Amelia Ilana	BAR BAR	ALLEN BLACKWOOD	63 64	
4			GRIFFITH LEWIS	Symphony Jaimie	BAR BAR	75 63		
5			ALLEN ELLIS-AGARD	Verity Akayla	BAR BAR	FISCH PETERS		
6			FISCH PETERS	Julia Noah	USA ANT	61 63		
7			BYE BYE					
8		2	HALL FROST	Joelle Kayla	BAR BAR	HALL FROST		

HSBC Private Bank

CORNELIUS
RAYMOND
62 62

HALL
FROST
W/O

Acc. Ranking	#	Seeded teams	#	Alternates	Replacing	Draw date/time:	27/03/11 : 10:15pm
Rkg Date	1	CORNELIUS RAYMOND	1			Last Accepted team	
Top DA	2	HALL FROST	2			Player representatives	
Last DA	3		3				
Seed ranking	4		4			ITF Referee's signature	
Rkg Date						Anthony Jameson	
Top seed							
Last seed							